

**MAXIMUM
POWER
FOR
ANY JOB**



2026
rössle

Industrial vacuum cleaners for sludge

// MACH II	4
// MACH I	6
// HARD FACTS	8
// ACCESSORIES MACH II	10
// ACCESSORIES MACH I	11
// MULTISKIMMER	14
//PRODUCT OVERVIEW	16
// SUBMERSIBLE PUMPS	18
// WATER RESCUE BOX	22
// MOBILE CONTAINER	24
// UNIVERSAL SQUEEGEE	26
// ACCESSORIES	28



EVEN LARGE AREAS CAN BE DRAINED EFFECTIVELY


Leaking or spilled water in halls and rooms often results in labor-intensive operations for many companies. Clearance work can also lead to delays in operational processes. The specialized and powerful machines of the MACH series significantly increase productivity when removing water, sludge, and even problematic substances such as hydraulic oil. At the same time, suction and pumping are uniquely combined in one machine through two integrated units.

Liquid and viscous contaminants — even when mixed with solids — can be handled effortlessly by these proven industrial vacuum cleaners for sludge.

Just one operator is enough to remove up to 15,000 L/h of dirty water using the MACH II industrial vacuum cleaner for sludge. Even rising floodwater has finally met its match. With the products from RÖSSLE AG, your workers are optimally equipped for the next incident.

In this catalog, you will find dedicated equipment that solves problems and truly makes work easier.

Your RÖSSLE AG Team



MACH II



MACH II – THE HIGH-PERFORMANCE POWERHOUSE

A reliable, flexible suction-pump combination like no other – the MACH II enables effective and uninterrupted suction and pumping of even large quantities of water and sludge.

The suction turbine installed in the suction head with a suction capacity of up to 15,000 l/h and the sewage pump in the tank not only move normal water, but also transport and pump heavily contaminated water and sludge with a blockage-free solid body passage of 42 mm. By means

of the 12 m long C-hoses, a large working radius is achieved, which means that, for example, pumping from basements is also possible.

The MACH II is the high-end device for water and sludge.

- Robust materials and compact design
- Tremendous handiness and excellent rolling features
- 12 m long, dimensionally stable suction and drain hoses
- Large 70 l tank

- Adjustable suction power
- No service-intensive electronics
- Cable length 10m incl. Schuko type plug
- Working noise of 64 dB (A)

SET INCLUDES:

- MACH II
- 12 m suction hose
- 12 m drain hose
- 120 cm suction pipe, ø 50 mm
- Aluminium floor nozzle
- Hose shut-off with ball valve

TECHNICAL DATA	Item No. IND2000
SUCTION CAPACITY	15,000 l/h
OSM-TURBINE POWER	1,200 Watt
SEWAGE PUMP POWER	1,000 Watt
WEIGHT (WITHOUT ACCESSORIES)	30 kg
SUCTION HOSE AND DRAIN HOSE	12 m each, ø 50 mm
DIMENSIONS	47 x 66 x 97 cm (W x D x H)



MACH I



MACH I – SMALL, COMPACT, POWERFUL

With its flexibility and excellent manoeuvrability, the MACH I is convincing even in the tightest of spaces.

In relation to its low weight and space-saving dimensions, the MACH I has a powerful sewage pump and a powerful suction turbine with a suction capacity of 8,000 l/h.

With a suction passage of 30 mm, the MACH I can easily cope with mud and small stones. Inside, the unit has a tear-resistant, easy-to-empty mesh bag that collects coarse solids

sucked in, protecting the sewage water pump.

The long suction and drain hoses and the extensive accessories make the MACH I a strong and efficient helper.

- Sturdy and compact design
- Low operating weight
- 10 m, dimensionally stable suction and drain hoses
- 45 l tank
- Flexibility and perfect handiness in the tightest of spaces

- Cable length 10 m incl. Schuko type plug
- No service-intensive electronics
- Extensive accessory package
- Working noise of 82 dB (A)

SET INCLUDES:

- MACH I
- 120 cm suction pipe, \varnothing 40 mm
- 10 m suction hose
- 10 m drain hose
- Plastic joint nozzle
- Aluminium floor nozzle

TECHNICAL DATA	Item No. IND1000
SUCTION CAPACITY	8,000 l/h
TURBINE POWER	1,200 Watt
PUMP POWER	900 Watt
WEIGHT (WITHOUT ACCESSORIES)	18 kg
SUCTION HOSE AND DRAIN HOSE	10 m each, \varnothing 38 mm
DIMENSIONS WITHOUT HANDLE BAR	46 x 49 x 64 cm (W x D x H)
DIMENSIONS WITH HANDLE BAR	46 x 66 x 85 cm (W x D x H)



HARD FACTS



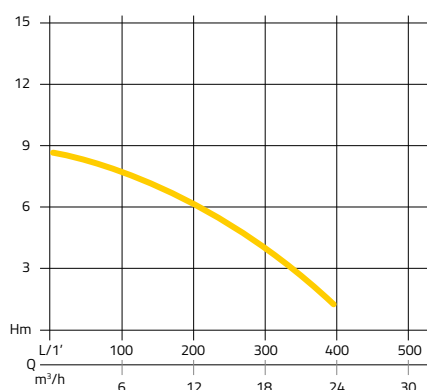
SPACE-SAVING DIMENSIONS

Here you will find all the important data on the Mach II and Mach I industrial sludge vacuum cleaners. Note, among other things, the

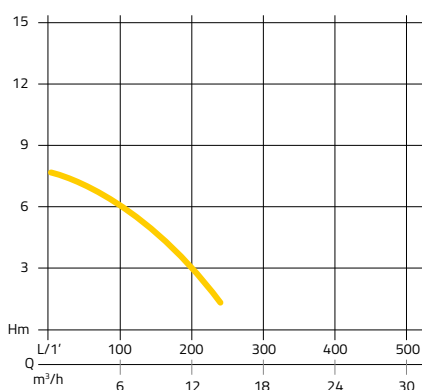
wheels integrated into the tank body to keep the vacuum cleaners as narrow as possible. The compact dimensions of the vacuum cleaners

enable industrial companies to react flexibly and quickly without having to invest a lot of energy in transporting the vacuum cleaner.

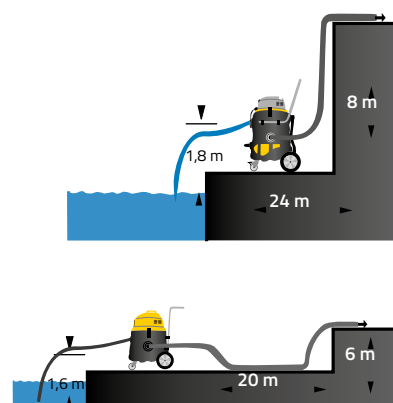
PUMP CHART MACH II



PUMP CHART MACH I



PUMP PARAMETERS MACH I AND II



Both MACH II and MACH I are characterised by enormous pumping capacities. The diagrams show the pump capacity in m³ per hour in relation to the respective pump height. These data make it clear that even the smaller MACH I, with

a powerful sewage water pump in relation to its size, can easily pump upwards from an underground car park. The combination of the compact design and the powerful aggregates installed in the suction units is convincing in practice.

The diagram shown above on the left describes the possibilities of suction and discharge heights. You can also see the possible hose lengths on the discharge side.



Mechanical suction
power Mach II



Check valve and
sewage pump Mach II



Lockable ball valve
Mach II




C-Storz suitable for Industry/
Firefighter hoses



Hose carrying strap as stan-
dard for all vacuumsets



Sewage pump Mach I



The Mach series sludge vacuum cleaners are characterized by many useful details to guarantee durability and reliability. During the design process, the focus was placed on the functionally relevant parts, which can be seen in the pictures. In addition, any form of complex electronics has been deliberately avoided. Thanks to the simple technology, the sludge vacuum cleaners are extremely reliable. Useful accessories such as the hose carrying strap and in the case of the Mach II, the lockable ball valve are already included in the scope of delivery.

STRONG PUMPS

The two powerful sewage water pumps of MACH I and MACH II installed in the tanks, which pump out in parallel to the suction process. Suction turbine and sewage water pump are harmonised with each other in such a way, that the emptying of the tank unit is guaranteed in every situation. For its industrial vacuum cleaners for sludge, Rössle has focused on a compact design and

great flexibility in use. The built-in sewage water pumps can cope with solids such as small stones. A non-return flap on the discharge side prevents liquid from flowing back into the device.



ACCESSORIES MACH II

SOLUTION FOR SPECIAL OPERATIONS

Leaking coolants or hydraulic oils are often a reality, especially in industrial production plants. With nozzles, a hose and stainless steel suction pipes in oil-resistant quality, the MACH II is the perfect tool for these cases.

A box including a lockable plastic lid is used for storage. The Storz connections on the tank of the device can be closed with the blind coupling and the ball valve in order to be able

to safely transport small quantities of vacuumed liquid in the tank of the unit for disposal.

With the additional package for the MACH II you are fully equipped for all possible applications.

SET INCLUDES:

- Storage box with lid
- Oil-resistant suction hose with C-coupling, length 4 m

- 2-piece stainless steel suction pipe, Ø 40 mm
- Mobile floor nozzle, Ø 40 mm
- Plastic joint nozzle
- Blank coupling and ball valve for closing the couplings



ADDITIONAL PACKAGE FOR MACH II (ADDITIONAL PACKAGE AND STORAGE BOX)

TECHNICAL DATA	Item No. HYD1005
WEIGHT	10 kg
DIMENSIONS STORAGE BOX	60 x 40 x 22 cm (W x D x H)
MATERIAL STORAGE BOX	Polypropylene

PRE-SEPARATOR ULTRA – YOUR UNIVERSAL OPERATION AID

When materials and liquids need to be filtered during operations before they are discharged into sewer systems or bodies of water, the pre-separator ULTRA is an indispensable equipment.

Mounted upstream of the MACH II the pre-separator ULTRA of Rössle

AG separates everything that has to be filtered during the work operations. Separation of large solids takes place by gravity – sucked in suspended parts sink in the tank and remain at the bottom. By filtration with the perforated filter sieve made of aluminium and

the sponge filter, coarse particles are stopped before they reach the sewage water pump of the MACH II. The pre-separator ULTRA can be optionally equipped with a pneumatic chassis, which not only significantly improves mobility, but also facilitates easy emptying / disposal of the accumulated liquids and materials after use.

PRE-SEPARATOR ULTRA

TECHNICAL DATA	Item No. SZ114
MATERIAL	GRP
TANK CAPACITY	90 litres
SPONGE FILTER	PPI 10T/PUR-Ether
FILTER SIEVE	Aluminium, 22 mm perforation diameter
WEIGHT	12.5 kg
CONNECTION HOSE	1 m, Ø 50 mm, 2x Storz-C-connection
DIMENSIONS	52 cm x 74 cm (Ø x H)

OPTIONAL CHASSIS FOR THE PRE-SEPARATOR ULTRA

TECHNICAL DATA	Item No. SZ107
MATERIAL	Aluminium
TYRES	Treaded pneumatic tyres
WEIGHT	7.5 kg
MAXIMUM LOAD CAPACITY	250 kg
DIMENSIONS	48 cm x 70 cm x 118 cm (W x D x H)



ACCESSORIES MACH I



THE PRE-SEPARATOR – YOUR UNIVERSAL OPERATION AID

The pre-separator is used in all types of operations where materials and liquids should be cleaned and filtered before being discharged into sewer systems or water bodies.

Mounted in front of the suction side of the MACH I, the pre-separator separates everything that needs to be filtered during suction work. Separation of large solids takes place by gravity – sucked in suspended parts sink in the tank and remain at the bottom. By filtration with the

so-called sponge filter, which can be used optionally, coarse particles are stopped before they reach the industrial vacuum cleaner for sludge, thus avoiding blockages in the suction unit.

The pre-separator is also ideal when dealing with oil spills. Granules or other binding agents that have previously been spread are effectively extracted via the pre-separator and settle there. The absorbents can then be taken for

disposal.

Depending on the duration of the operation, intermediate disposal may be necessary. In this case, additional containers provide relief and enable continuous operation

PRE-SEPARATOR

TECHNICAL DATA	Item No. IND1000-2
MATERIAL	HDPE
TANK CAPACITY	65 litres
SPONGE FILTER	PPI 10T/PUR ether
WEIGHT	10.5 kg
CONNECTION HOSE	1 m, ø 38 mm, 1x Storz-C connection
DIMENSIONS	ø 47 x 64 cm (D x H)







HYDRA SWAP



HYDRA SWAP – EFFICIENT REMOVAL OF CONTAMINATED MATERIAL

Operations are often related to environmentally hazardous liquids such as mineral oils, fuels or chemicals that have leaked. In these cases, it is important to act quickly and effectively to prevent the spill from spreading and having a large-scale impact on the environment.

The new Multi-Skimmer HYDRA SWAP (**S**wimming **W**ater **A**pplication **P**rotection) for the removal of oil and contaminated material is used in combination with the internationally proven industrial vacuum cleaner for sludge MACH II (see p.4) and the pre-separator ULTRA (see p.5). The sequence of these devices makes it much easier to extract the undesirable materials from water surfaces.

The suction chamber of the skimmer is placed in a float, through which the device floats on the water surface. The skimmer is designed to adapt to the water level. Surface water as well as floating materials are sucked up via the connected suction hose. With the extendable telescopic rod, the skimmer can be easily guided on the water surface. If required, two skimmers can also be operated with one MACH II industrial vacuum cleaner for sludge, either in parallel operation or operated separately from each other.

With the HYDRA SWAP, you are optimally equipped for sensitive applications with contaminated materials.

- The skimmer floats on the water surface thanks to the compact float
- Water level compensation for optimum suction performance
- 200 x 40 mm suction opening
- Optional suction hose extension for increased range
- Parallel operation of a second skimmer in the system possible
- Easy transport
- Low weight

SET INCLUDES:

- HYDRA SWAP Multi-Skimmer
- Extendable GRP telescopic rod (1.6 – 3.0 m)
- 12 m suction hose with 2x C-Storz coupling and 90° bend C-Storz for hose connection

APPLICATION OF THE HYDRA SWAP

In operation, the Multi-Skimmer HYDRA SWAP is connected upstream of the equipment combination consisting of the MACH II industrial vacuum cleaner for sludge and the ULTRA pre-separator, with the individual devices linked together by suction hoses. The suction power is provided by the industrial sludge vacuum.

Liquids are drawn in through the suction inlet at the front into the skimmer's suction chamber. From the underside, the liquids are directed via the discharge hose to the pre-separator. Inside the pre-separator, oil and contaminated materials are separated (see p.10 for de-

tails on the filter performance of the pre-separator). Any water that is extracted continues from the pre-separator to the industrial vacuum through the connecting hose. The stainless-steel dirty-water pump inside the vacuum then discharges the collected liquid through the outlet hose to the desired drainage or disposal point.

The contaminated material collected in the pre-separator tank can be disposed of at the appropriate facilities after use.

No additional accessories are required for operating the Multi-Skimmer HYDRA SWAP. All necessary connectors and hoses are already included

in the respective sets when purchasing the MACH II industrial sludge vacuum and the ULTRA pre-separator. Optionally, a 12 m suction hose extension is available to increase the skimmer's operating range on the water surface. Telescopic poles with lengths of up to 10.3 meters are also available on request.

TECHNICAL DATA	Item No. HYDSK00
HOSE CONNECTION	C-Storz coupling
WEIGHT	8 kg
FLOAT MATERIAL	Polyethylene
DIMENSIONS	60 x 45 x 18 cm (W x D x H)
POSSIBLE USES	When the application area gets bigger, its possible to operate to skimmers with one vacuum cleaner.



Bottom of the HYDRA SWAP Multi-Skimmer with 360° rotatable 90° bend C-Storz for the hose connection.



OUR PRODUCTS FOR INDUSTRY



UNIVERSAL
SQUEEGEE
Version
Plassava or Nylon



SUBMERSIBLE PUMPS
Series TERA and ROSS



WATER RESCUE BOX
Version with
submersible pump
Mega or Flat-Ross

STRONG HELPERS AGAINST LIQUIDS!

Benefit from our comprehensive product range, which we are constantly developing for you with the appropriate know-how and years of experience.

Innovations and close customer contact promote the constant growth of our product range with new products that actively support you in your operations.



GRP PRE-SEPARATOR
with optional
pneumatic chassis

MACH II

MACH I

MOBILE CONTAINER
Reference model
option / equipment
combination Mach II
and pre-separator

SUBMERSIBLE PUMPS



SEWAGE / SUBMERSIBLE PUMPS OF THE SERIES TERA AND ROSS

They are indispensable during water-related operations: efficient and robust sewage pumps and submersible pumps that easily and quickly pump out water masses and the suspended solids they contain. In the TERA and ROSS pump series, Rössle AG offers sewage and submersible pumps with which you are ideally equipped depending on the application requirements.

The pumps can be used for a wide range of applications: the range covers the requirements for floods, heavy rainfall, flooding with heavily contaminated water or hail events as well as the demand for water supply and distance bridging.

Pumps for overcoming larger height differences and shallow suction pumps for removing residual water down to a low water level of a few millimetres are also available.

The sewage pumps with a grain diameter of up to \varnothing 35 mm are ideally suited for use with water contaminated with solids.

The combination of our industrial vacuum cleaners for sludge and the available pumps makes your operations easier and enables you to tackle water masses even faster. With the sewage and submersible pumps from Rössle AG, you are ideally equipped for all water-related operations.

TERA SERIES INCLUDES:

- All pumps in the TERA series are suitable for sewage with impurities and suspended solids
- Pump for supplying water and bridging distances
- Pump for bridging heights

ROSS SERIES INCLUDES:

- Pumps for flat suction down to a residual water level of a few millimetres
- Pump for supplying water and bridging distances
- Pump for bridging heights
- Pump for use in the chemical and food industry

SUBMERSIBLE PUMPS TERA SERIES

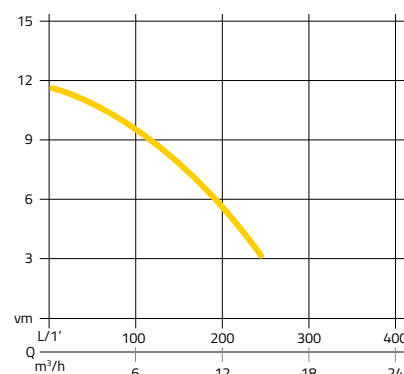
KILO



TECHNICAL DATA	Item No. HYDZ001
PUMPING CAPACITY	240 l/min // 14,400 l/h
PUMP POWER	1,000 Watt
VOLTAGE	230 V 50 Hz alternating current
GRAIN SIZE	30 mm
WEIGHT	9 kg
MATERIAL	Moplen, noryl, stainless steel
DIMENSIONS	26 x 38 cm (D x H)

- Connection: C-Storz coupling
- Sturdy and compact design
- For stationary and mobile use
- Easy transport
- Incl. float switch
- 230 V 50 Hz alternating current
- Cable length of 10 m
- Insulation class F, IP68 protection

PUMP CHART KILO



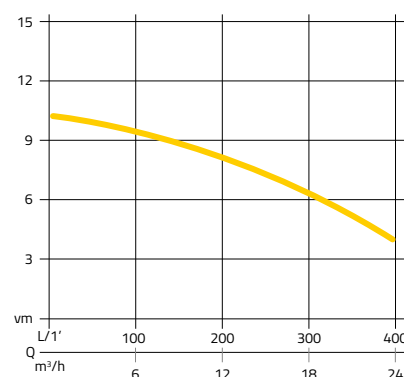
MEGA



TECHNICAL DATA	Item No. HYDZ002
PUMPING CAPACITY	400 l/min // 24,000 l/h
PUMP POWER	1,400 Watt
VOLTAGE	230 V 50 Hz alternating current
GRAIN SIZE	35 mm
WEIGHT	12 kg
MATERIAL	Stainless steel
DIMENSIONS	30 x 38 cm (D x H)

- Connection: C-Storz coupling
- Sturdy and compact design
- For stationary and mobile use
- Easy transport
- Incl. float switch
- 230 V 50 Hz alternating current
- Cable length of 10 m
- Insulation class F, IP68 protection

PUMP CHART MEGA



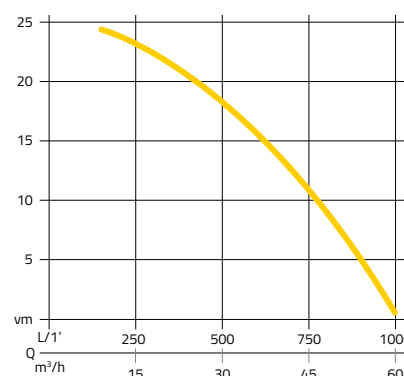
TERA



TECHNICAL DATA	Item No. HYDZ004
PUMPING CAPACITY	1,000 l/min // 60,000 l/h
PUMP POWER	4,000 Watt
VOLTAGE	3~ 400 V three-phase 50 Hz
GRAIN SIZE	11 mm
WEIGHT	50 kg
MATERIAL	Stainless steel, chrome
DIMENSIONS	24 x 57 cm (ø x H)

- Connection: B-Storz coupling
- Solid and robust construction
- Excellent for large water volumes, supplying water and for bridging heights
- 3~ 400 V three-phase 50 Hz
- Max. pumping pressure of 2,4 bar
- Cable length of 10 m
- Insulation class F, IP68 protection

PUMP CHART TERA



The diagrams show you the pumping capacity of the Rösle submersible pumps KILO, MEGA and TERA in m³ per hour in relation to the pumping height.

SUBMERSIBLE PUMPS ROSS SERIES

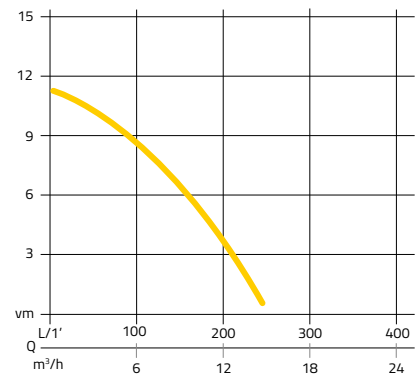
FLAT-ROSS



TECHNICAL DATA	Item No. HYDZ007
PUMPING CAPACITY	240 l/min // 14,400 l/h
PUMP POWER	400 Watt
VOLTAGE	230 V 50 Hz alternating current
GRAIN SIZE	6 mm
WEIGHT	13 kg
MATERIAL	Cast iron, aluminium, stainless steel, plastic
DIMENSIONS	23 x 32 cm (ø x H)

- Connection: C-Storz coupling
- Stable and compact construction
- Effective flat suction down to a low water level of 1-2 mm
- Residual water extraction
- 230 V 50 Hz alternating current
- Cable length of 10 m
- Insulation class F, IP68 protection
- Dirt water ring for vacuuming contaminated water

PUMP CHART FLAT-ROSS



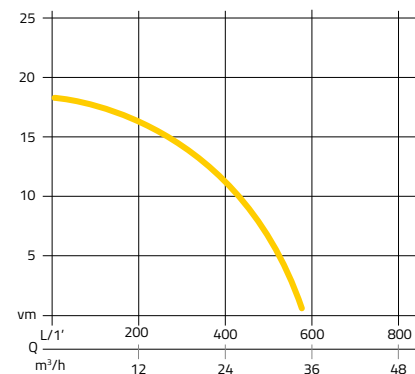
C-ROSS



TECHNICAL DATA	Item No. HYDZ006
PUMPING CAPACITY	570 l/min // 34,200 l/h
PUMP POWER	1,500 Watt
VOLTAGE	230 V 50 Hz alternating current
GRAIN SIZE	8 mm
WEIGHT	19 kg
MATERIAL	Stainless steel
DIMENSIONS	17 x 48 cm (ø x H)

- Connection: C-Storz coupling
- Stable and robust construction
- Excellent for bridging heights
- Suitable for use in the chemical and food sector (pH 5-8)
- 230 V 50 Hz alternating current
- Cable length of 20 m
- Insulation class F, IP68 protection

PUMP CHART C-ROSS



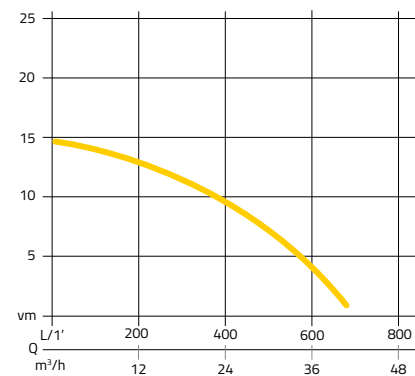
B-ROSS



TECHNICAL DATA	Item No. HYDZ005
PUMPING CAPACITY	670 l/min // 40,300 l/h
PUMP POWER	1,500 Watt
VOLTAGE	230 V 50 Hz alternating current
GRAIN SIZE	9 mm
WEIGHT	35 kg
MATERIAL	Cast iron, stainless steel, chrome
DIMENSIONS	30 x 58 cm (ø x H)

- Connection: B-Storz coupling
- Stable and robust construction
- Excellent for large water masses and water supply
- Flat suction possible with removable flat suction ring
- 230 V 50 Hz alternating current
- Cable length of 20 m
- Insulation class F, IP68 protection

PUMP CHART B-ROSS



The diagrams show you the pumping capacity of the Rössle submersible pumps FLAT-ROSS, C-ROSS and B-ROSS in m³ per hour in relation to the pumping height.

PUMP OPTIONS

FLAT-ROSS DIRT WATER RING



The dirt water ring makes the submersible pump FLAT-ROSS even more flexible. The pump is no longer only specialist for flat suction. With the ring, it becomes a proper dirt water pump. The removable ring is made out of anodized aluminium. It is simply attached to the underside of the pump with a bayonet lock. This prevents the pump from clogging when dirt or leaves are sucked in. (Dirt water ring can be retrofitted to any FLAT-ROSS pump already purchased)

B-ROSS FLAT SUCTION RING



With the flat suction ring from the B-ROSS pump, it is possible to pump down to a water level of only a few millimeters. The ring is made out of rubber and can easily be mounted or dismounted by only pulling it over the suction part of the pump. The ring is part of the standard package and is included with every B-ROSS pump.



Optional horizontal or vertical mounting

ROTATABLE C-STORZ MOUNT

Rotating the connections makes the FLAT-ROSS and B-ROSS submersible pumps even more flexible. The hose can now be connected at a 90-degree angle to the pump. This can be a great advantage, especially when used in particularly confined spaces. The FLAT-ROSS pump is also 1.5 cm lower in height, making it even more compact.

WATER RESCUE BOX



YOUR NEW RELIABLE ASSISTANCE KIT FOR FLOODS AND INUNDATIONS

Flooded basements and premises are an increasingly common occurrence due to the rising number of floods and heavy rainfall events. When water enters basements and premises, the only option is to pump out the water as quickly as possible to prevent major damage. With the Water Rescue Box, we provide you with a reliable and immediately ready-to-use rescue kit with which you can quickly combat the water masses.

The individual components of the Water Rescue Box are stored in a robust, standardised and stackable plastic box with a lockable lid - protected from dirt and dust. In addition to the pump, a 3 m dimensionally stable hose, a 15 m fire hose, size C42, a PRCD personal protection switch as well as a retaining rope and a coupling

key are included.

The Water Rescue Box is available in two versions with different integrated pumps:

OPTION

SEWAGE PUMP MEGA:

- For applications with coarse solids
- Incl. float switch
- Grain size ϕ 35 mm
- 230 V 50 Hz alternating current
- Cable length of 10 m
- Insulation class F, IP68 protection

OPTION

FLAT SUCTION PUMP FLAT-ROSS:

- For effective flat suction down to a low water level of 1-2 mm
- Dry run safe and suitable for continuous operation
- 230 V 50 Hz alternating current
- Cable length of 10 m
- Insulation class F, IP68 protection

With the Water Rescue Box, you benefit from a reliable and effective assistant tool that allows you to quickly and easily remove water ingress.

SET INCLUDES:

- Pump depending on option
- Dimensionally stable hose, 3 m
- Fire hose, C42, 15 m
- PRCD personal protection switch
- Retaining rope, 20 m
- Coupling spanner



Contents of the **MEGA** option

Contents of both options

Contents of the **FLAT-ROSS** option

All components of the Water Rescue Box can be stored quickly and easily in the lockable plastic box. The individual components are optimally protected from dust and dirt in the standardised, stackable box. When needed, the pump, hoses etc. can be quickly removed and connected.

WATER RESCUE BOX

TECHNICAL DATA	Item No. with MEGA: HYDWRB1 Item No. with FLAT-ROSS: HYDWRB2
WEIGHT DEPENDING ON VARIANT	Option MEGA: 24 kg Option FLAT-ROSS: 25 kg
BOX MATERIAL	Polypropylene
DIMENSIONS	60 x 40 x 32 cm (W x D x H)



TECHNICAL DATA PUMPS	SUBMERSIBLE PUMP MEGA	FLAT SUCTION PUMP FLAT-ROSS
PUMPING CAPACITY	400 l/min // 24,000 l/h	240 l/min // 14,400 l/h
PUMP OUTPUT	1,400 Watt	400 Watt
VOLTAGE	230 V 50 Hz alternating current	230 V 50 Hz alternating current
MAX. DELIVERY PRESSURE	1 bar	1,1 bar



MOBILE CONTAINER



MOBILE CONTAINER RÖSSLE – INDIVIDUAL SOLUTIONS FOR EMERGENCIES

Just as individual and flexible as the operational needs – the individually equipped mobile container from Rössle AG.

The mobile container made of anodised aluminium profiles can be equipped with various combinations of the MACH series such as MACH I and Mach II as well as the pre-separator ULTRA and our pumps by means of individually adjustable guide rails. The corresponding accessories can also be stowed safely and are immediately within reach.

To ensure safe handling while providing maximum mobility, the mobile container is equipped with two ball-bearing swivel castors, two ball-bearing fixed castors with drum brakes and dead man's function as well as a foot-operated parking

brake. Specially adapted and equipped to your requirements, the mobile container is the ideal equipment to be able to move out and help immediately in the event of an emergency.

- Individual loading adapted to customer requirements
- Stable and durable construction made of high-strength aluminium profiles
- Ergonomic operation via a continuous handle bar with non-slip and cold-insulating soft-grip coating

- Two swivel castors with ball bearings with central wheel and swivel head adjuster for optimum handling characteristics
- Two fixed castors with ball bearings with drum brake and dead man's function. Insensitive to dust, moisture and oil
- Foot operated parking brake
- Recess in the base plate along with a safety strap for an optional hose basket for C-hoses
- Optionally available with bracket for multi-skimmer
- Optionally available with forklift pockets

TECHNICAL DATA

	Item No. HYD1010 (INDIVIDUALLY EQUIPPED)
MATERIAL	Aluminium and weatherproof plywood
MAX. LOADING CAPACITY	500 kg
WEIGHT	approx. 90 kg
DIMENSIONS	80 x 120 x 180 cm (W x D x H)

TAILOR-MADE TO YOUR NEEDS

The roll container offers versatile and customizable options for configuring your equipment. In addition to storage space in the upper tray for devices from the MACH series and their accessories, there is optionally room for storage boxes, pumps, the Multi-Skimmer HYDRA SWAP, or our additional package for oil-related operations.

Additional storage space has been created on the outer side for suction pipes, the multi-scraper, and the telescopic pole of the Multi-Skimmer. An optional hose carrying basket can also be installed, providing space for up to three 15 m long C-hoses.

The construction features wooden multiplex panels to reduce weight. One side of the upper tray can be folded down for easy, ergonomic loading and unloading.




Option
MACH II, PRESEPERATOR ULTRA



Option
MACH I, PRESEPERATOR

UNIVERSAL SQUEEGEE



SIMPLY MOVE AWAY DIRT, LIQUIDS AND CO.

When dirt and liquids need to be removed during operations, the universal squeegee replaces conventional brooms and rubber sliders and delivers the desired result thanks to its versatility.

The removal of water, fire extinguishing foam, oil binder and other soiling, such as glass and chips, is enormously facilitated by

the alternately applicable sliding strips on any surface. Even on irregular surfaces, excellent results are achieved since the flexible sliding strips adapt to the floor and do not tilt. The universal squeegee is the perfect addition to our product range.

- Option with anti-static natural bristle broom Piassava
- For the removal of a wide variety of soiling in solid and liquid form
- High chemical resistance
- Telescopic GRP rod
- Due to the protective shield shape of the thrust surface, liquids are directed in the pushing direction



RUBBER BAR

For pushing liquids

MULTI[®]
SCHIEBER




BROOM BAR

For sweeping contamination

NYLON-BROOM – HYDS50

Plastic thrust surface






**PIASSAVA-BROOM – HYDS51****UNIVERSAL SQUEEGEE**

TECHNICAL DATA	Item No. HYDS50 / HYDS51
BROOM STRIP	Nylon broom or Piassava natural bristles
MATERIAL	Plastic, GRP, aluminium
WEIGHT	2.2 kg
DIMENSIONS	168 x 50 x 25 cm (H x L x D)




SPAREPARTS

Art.-Nr.	Description
HYDMS12	Nylon broom
HYDMS13	Plastic thrust surface
HYDMS14	Piassava broom
HYDMS11	Telescopic GRP rod

**ACCESSORIES WATER RESCUE BOX****ACCESSORIES WATER RESCUE BOX**

Item No.	Product name	Product description
HYDWRB-07 	Dimensionally stable hose, 3 m, 2x C-Storz coupling	The dimensionally stable hose enables the medium to be removed to be pumped out by the Water Rescue Box pump without any problems.
HYDRED136 	Fire hose C42, 15 m, 2x C-Storz coupling	The medium to be removed can be transported to the desired drainage point using the 15 m fire hose. The fire hose serves as an extension to the dimensionally stable hose of the Water Rescue Box.
HYDWRB1-1 	PRCD personal protection switch, 3 m length	The PRCD personal protection switch incl. 3 m cable and IP68 connections protects against possible hazards caused by faulty electrical installations.
HYDWRB-06 	Retaining rope / multi-purpose rope, 20 m, Ø10 mm, with snap hook	The pump of the Water Rescue Box can be safely lowered into shafts and narrow openings or secured using the multi-purpose rope.
HYDWRB-03 	Coupling spanner, B / C	Coupling spanner for sizes B and C for opening and closing Storz couplings.

ACCESSORIES MACH II

ACCESSORIES MACH II		
Item No.	Product name	Product description
HYDRED113 	Aluminium floor nozzle	The MACH II floor nozzle has a width of 500 mm and a diameter of 50 mm. It also has individually height-adjustable castors.
HYDRED117 	Ball valve C-Storz with blockage free / full passage	The size C ball valve 2" made of brass for shutting off the Mach II suction hose has a fixed coupling C-Storz on both sides. The shut-off reliably prevents from water backflow.
HYDRED131 	Blind coupling C-Storz	The MACH II blind coupling in size C is oil and petrol resistant. The coupling can be firmly connected to the tank of the industrial vacuum cleaner by using the chain.
IND2000-2 	Suction tube	The 120 cm long MACH II PVC suction pipe with a 45° bend and a diameter of 50 mm enables ergonomic working.
SZ702 	Suction hose extension 1x C-Storz coupling, 1x connector	With the 12 m suction hose extension including sleeve and connector, the working range of the vacuum cleaner can be extended by 12 m.
TOR108 	Suction hose, 1x C-Storz coupling, 1x socket	12 m long suction hose incl. one C-Storz coupling and one socket.
HYDRED 125 	Drain hose and drain hose extension, 2x C-Storz coupling	12 m long drain hose incl. two C-Storz couplings. Also functions as a drain hose extension: With the 12 m long drain hose extension incl. two C-Storz couplings, the working range of the vacuum cleaner can be extended by 12 m.
HYD1050 	Hose carrying strap	With the hose carrying strap, one hose can be tied together and transported using the rubberised carrying handle.
HYDRED143 	Handle ø50mm	Handle for ergonomically holding the suction tube of the Vacuum cleaner for Sludge Mach II during extended operation.

NEW






ACCESSORIES MACH I

ACCESSORIES MACH I







Item No.	Product name	Product description
FAN2006 	Net bag incl. Velcro fastener	The tear-proof net bag of the MACH I is attached to the end of the suction tube located in the tank by means of a Velcro fastener. Coarse solids are collected inside and can be easily removed after use.
HYDBOY163 	Floor nozzle	The MACH I floor nozzle with a width of 450 mm and a diameter of 38 mm enables faster vacuuming on larger surfaces.
HYDBOY171 	Joint nozzle	The MACH I joint nozzle enables you to suck up liquids in joints.
IND1000-1 	Suction tube	The 120 cm long MACH I PVC suction pipe with a 45° bend and a diameter of 40 mm enables ergonomic working.
SZ801 	Drain hose extension, 2x C-Storz coupling	With the 10 m MACH I drain hose extension incl. two C-Storz couplings, the working range of the vacuum cleaner can be extended by 10 m.
SZ802 	Suction hose 1x socket, 1x suction connection	10 m long MACH I suction hose incl. socket and suction connection.
SZ807 	Drain hose, 2x C-Storz coupling	10 m long MACH I drain hose incl. two C-Storz couplings.
HYD1050 	Hose carrying strap	With the hose carrying strap, one hose can be tied together and transported using the rubberised carrying handle.

ACCESSORIES MULTI-SKIMMER





ACCESSORIES MULTI-SKIMMER HYDRA SWAP

Item No.	Product name	Product description
HYDSK02 	90° Elbow, 2x C-Storz, rotatable	The 90° elbow is required to connect the suction hose to the underside of the Multi-Skimmer HYDRA SWAP.
HYDRED125 	12 m long suction hose for Multi Skimmer HYDRA SWAP	12 m long discharge hose including two C-Storz couplings. With the 12 m discharge hose extension, including two C-Storz couplings, the working range of the vacuum can be extended by 12 m.
SZ960 	Telescopic rod made of fiberglass (GRP) (1.6 - 3.0 m)	With the help of the pole, the Multi-Skimmer HYDRA SWAP can be pushed from the water's edge.
SZ956 	Telescopic rod made of fiberglass (GRP) stange (2.5 - 5.0 m)	With the help of the pole, the Multi-Skimmer HYDRA SWAP can be pushed from the water's edge.
SZ964 	Telescopic rod made of fiberglass (GRP) stange (3.6 - 10.3 m)	With the help of the pole, the Multi-Skimmer HYDRA SWAP can be pushed from the water's edge.






ACCESSORIES ADDITIONAL PACKAGE

ACCESSORIES ADDITIONAL PACKAGE FOR MACH II		
Item No.	Product name	Product description
HYDRED117 	Ball valve C-Storz with blockage free / full passage	The size C ball valve 2" made of brass for shutting off the Mach II suction hose has a fixed coupling C-Storz on both sides. The shut-off reliably prevents from water backflow.
HYDRED131 	Blind coupling C-Storz	The blind coupling in size C is oil and petrol resistant. The coupling can be firmly connected to the tank of the FD vacuum cleaner by using the chain.
TOR131-B 	Floor nozzle	The aluminium floor nozzle with a width of 450 mm has individually height-adjustable castors and a 40 mm connection for the suction pipe included in the additional package.
TOR143 	Suction hose, 1x suction pipe with bend, 1x C-Storz coupling	The oil-resistant, 4 m long suction hose with a diameter of 40 mm is especially suitable for use in oil spills.
TOR145 	Suction pipe	The oil-resistant, 0.5 m long 2-piece suction pipe made of stainless steel with a diameter of 40 mm is especially suitable for use in oil spills. Each segment of the suction pipe must be ordered individually.
TOR147 	Joint nozzle	The MACH II joint nozzle enables you to suck up liquids in joints.

ACCESSORIES MOBILE CONTAINER

ACCESSORIES MOBILE CONTAINER		
Item No.	Product name	Product description
HYD1010-2 	Storage box, 600 x 400 x 170 mm	The storage box incl. hinged lid and locking clips can be stowed in the designated slots of the mobile container.
HYD1010-3 	Hose basket	The aluminium hose basket offers space for up to three 15 m long size C fire hoses.
HYD1010-5 	Forklift pockets	The mobile container can be lifted and transported with the optional two-part stainless steel forklift pockets using lifting vehicles and equipment.
HYD1010-6 	Bracket for multi-skimmer	With this optional bracket/insert, the HYDRA SWAP Multi-Skimmer can be stowed quickly and safely in the mobile container.

ACCESSORIES SUBMERSIBLE PUMPS

ACCESSORIES SUBMERSIBLE PUMPS		
Item No.	Product name	Product description
HYDZ005-1 	Flat suction ring for the submersible pump B-ROSS	With the flat suction ring, the B-ROSS submersible pump can be used for shallow suction. When using the attachment, it is possible to pump down to a low water level of a few millimetres. The flat suction ring is included as standard with every B-ROSS pump and can be ordered separately if required (in case of wear).
HYDRED117 	Ball valve C-Storz with blockage free / full passage	The size C hose shut-off with 2" brass ball valve with free passage for shutting off the KILO, MEGA, FLAT-ROSS pumps has a Storz-C fixed coupling on both sides. The shut-off valve reliably prevents the backflow of water.
HYDRED135 	Ball valve B-Storz with blockage free / full passage	The size B hose shut-off with 2" brass ball valve with free passage for shutting off the B-ROSS und TERA pumps has a Storz-C fixed coupling on both sides. The shut-off valve reliably prevents the backflow of water.
HYDRED140 	Transition piece B-C	Transition piece / reducer for connecting the nominal coupling sizes B and C.
HYDWRB1-1 	PRCD personal protection switch, 3 m length	The PRCD personal protection switch incl. 3 m cable and IP68 connections protects against possible hazards caused by faulty electrical installations.
HYDRED118 	Personal protection switch PRCD-S+, 3 m length	The PRCD-S+ personal protection switch incl. 3 m cable and Schuko connections enables the safe drawing of current from available sockets. It is plugged in between the device and the socket like an extension cable.
HYDWRB-03 	Coupling spanner, B / C	Coupling spanner for sizes B and C for opening and closing Storz couplings.
HYDZ007-1 	Dirt water ring for the submersible pump FLAT-ROSS	With the dirt water ring, the FLAT-ROSS can also be used for waste water suction. The anodized aluminium ring is attached to the underside of the pump with a byonet lock. It can also be retrofitted to any pump already purchased. (Three fitting screws 3x Item No. HYDZ007-2 are needed for retrofitting)
HYDZ007-2 	Single fitting screw for FLAT-ROSS dirt water ring	This fitting screw is used to attach the dirt water ring to the FLAT-ROSS pump. The screws can be retrofitted to any FLAT-ROSS pump, already purchased. (Three screws are always required to attach the ring)



rössle

RÖSSLE AG

Industrial vacuum cleaner for sludge

Johann-Georg-Fendt-Strasse 50

D-87616 Marktoberdorf, Germany

Phone: +49 (0) 8342 70 59 5-0

E-Mail: info@roessle.ag

www.industrie-sauger.de/en



Simply scan the QR code with your mobile phone and download the product catalogue.